

Year 1 – Knowledge Organiser - PLACE VALUE TO 20

Key Learning:

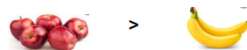
- Count variety of objects using 1:1 correspondence
- Represent numbers using different representations
- Read and write numbers up to 20
- Count forwards and backwards from any given number to 20
- Count 1 more / Count 1 less -Identify teen numbers
- Compare groups using the language fewer, more, less, greater than, less than, equal
- Order numbers
- Use the symbols $<$ $>$ $=$ for comparing
- Identify numbers that fall between two given numbers
- Partition numbers up to 20 into tens and ones
- Match numerals and words
- Use ordinal vocabulary such as 1st, 2nd, 3rd etc.

Key Vocabulary

Count	Saying numbers in a certain order
Compare	Examining the difference between two numbers
Digit	A single whole number within a two or more digit number
Less	Smaller than
More	Greater than
Numeral	A symbol or name that represents a number
Order	Putting things in the correct place following a rule
Place value	The value of each digit within a number
Teen number	A number between 10 and 20.

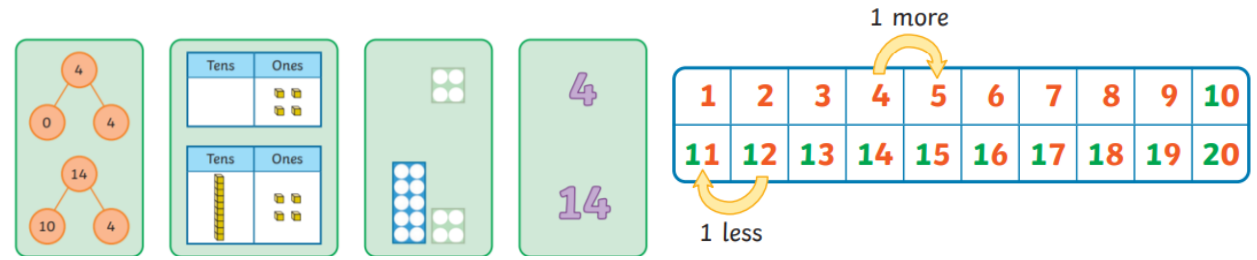
Comparing groups and numbers -

$>$	More than
$<$	Less than
$=$	Equal

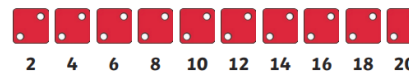


5 apples are more than 2 bananas


$$16 < 20$$



Counting in Twos



Practical resources -



Numeral	Pictorial	Words	Numeral	Pictorial	Words
0		Zero	11		Eleven
1		One	12		Twelve
2		Two	13		Thirteen
3		Three	14		Fourteen
4		Four	15		Fifteen
5		Five	16		Sixteen
6		Six	17		Seventeen
7		Seven	18		Eighteen
8		Eight	19		Nineteen
9		Nine	20		Twenty
10		Ten			