

STONE AGE ART

Lesson sequence

- Colour mixing (primary colours)
- Pencil grades/shading techniques
- Anatomy drawings of a woolly mammoth
- Tints, tones and shades
- Cave paintings using a template
- Exploring different textures and tools
- Individual and collaborative 'final piece'

Who were the first artists and what was their work like?

Key themes/topic overview

During this topic you will be exploring early artists with the Lion Man sculpture. We will use this as a basis for our work on the primary colours and mixing the colour brown. We will then go onto learn about pencil grades/shading techniques and learn about tints, tones and shades. We will explore anatomy drawings of a woolly mammoth and also create our own 'templates' to make cave paintings. At the end of the topic we will create an individual and collaborative class final piece.

Sticky learning

New Knowledge

- I know different pencil strokes and pressure.
- I know the different shades of pencil grade.
- I know the difference between primary and secondary sources when undertaking research.
- I know techniques to produce tones and textures.
- I know that different forms of creative works are made by artists, craftspeople, and designers from all cultures and times, for different purposes.

New Skills


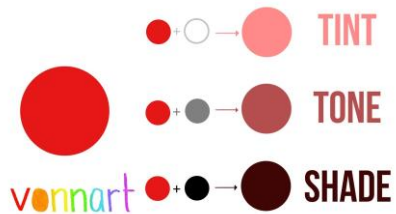
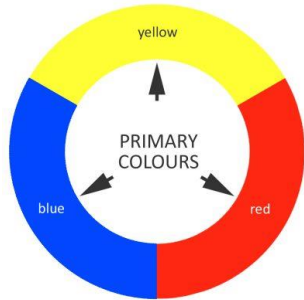
- Continue to develop a "sketchbook habit", using a sketchbook as a place to record individual responses.
- I can explore shading using a range of media, including light and dark.
- I can use line, tone and shade to represent things seen, drawn or imagined.
- Further experiment with mixing colour, shade and tone to create an image
- Make suggestions about other people's work, using things you have seen or experienced yourself.



The Lion Man Sculpture

Sculpted with mammoth ivory, this sculpture is 40,000 years old and is 31 cm tall. It has the head of a cave lion with a partly human body. It was carved using a flint-cutting tool during the Stone Age. It was discovered in a German cave in 1939. It is the earliest art of its type which makes it very special!

Visuals



Cross hatching

Stippling

Materials/tools



Sketching pencil



Charcoal



Watercolour paint

Vocabulary

Texture: The feel/appearance of a surface

Artist: A person who creates art (such as painting or sculpture)

Primary colours: Red, blue and yellow

Tint: Mixing white with a colour to create lightness

Tone: Mixing with grey (how light or dark the colour is)

Shade: Mixing black with a colour to create blackness

Gradient: Gradual blending from one colour to another

Sculpture: A 3-D piece of art

Media: The material used to create art. E.g. paint or pencil

Anatomy: Describes the body - skin, bones, muscles and organs

Woolly Mammoth: An extinct species of mammoth that lived during the Stone Age

Cross Hatching: A technique used where parallel lines are cross over one another

Stippling: A technique used when building up numerous dots

Template: A mould or pattern used as a guide to make something

Cave Art: A type of art found on the walls and ceilings of caves, dating back to the Stone Age